



**Pressure up to 25,000 PSI | Capacity up to 2.0 GPM**

### Features

- \* Single stage, hydraulically powered, direct acting reciprocating grease intensifier pump, API 674 Compliant.
- \* Maximum continuous operating pressure of 25,000 psi.
- \* The standard unit has two fluid ends and two plungers which is available in 1-1/2” size.
- \* 2.0 GPM @ 37 Strokes per minute.
- \* 20:1 Intensification Ratio\*
- \* Optimum field proven design for oil well services such as wire line and plug valve applications.
- \* Built to last- McFarland’s decades of experience, rigorous research and the combination of intelligent engineering & Quality manufacturing add up to the pump that delivers maximum longevity and reliability.
- \* Multiple mani-folding options to meet customer’s medium or high pressure requirements.

### Benefits

\*No electrical components

\*In-Built Hydraulic Shuttle Valve

\* High Intensification Ratio


\*On/Off Field Maintenance Friendly

\*Field Proven & in service for Decades

\*Meets explosion Proof specifications



\* 100% made in USA



**MAC – 28 GP**

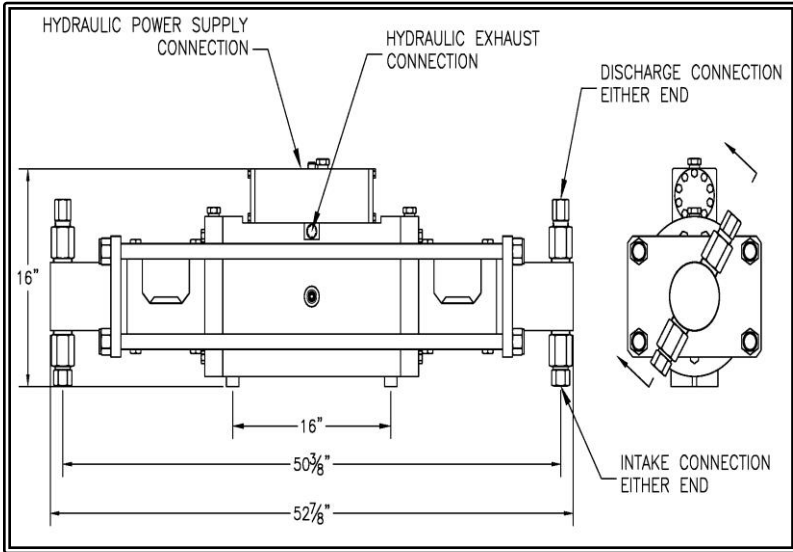
## Hydraulically Powered Reciprocating High-Pressure Grease Pump

### Pump Specifications

- \* Power cylinder size: 8”
- \* Weight: 950 Lbs.
- \* Max input hydraulic flow 58 GPM
- \* Hydraulic power supply connection 3/4” NPT
- \* Stroke Length: 4”
- \* Max input hydraulic pressure 1,200 psi
- \* Discharge connection 3/4” (Autoclave) / Intake 1” NPT
- \* Hydraulic power exhaust connection 3/4” NPT



**Pressure up to 25,000 PSI | Capacity up to 2.0 GPM**



**Volume and Pressure Chart**

Piston Size(in)	Volume * GPM	Discharge Pressure** PSI
1 1/2"	2.0	25,000

\* Volume based on 90% theoretical maximum  
\*\*Based on hydraulic input of 58 GPM @ 1,200 psi & 37 strokes/min

- Materials of Construction**
- \* Fluid End – 4140 Steel
  - \* Plunger – Stainless steel 17- 4 PH
  - \* Power body – 4140 Heat treated Steel.
  - \* Manifolding – Carbon steel or St.St. (optional).
  - \* Check valves- Carbon steel.

## MAC-28 Grease Pump

**Operating Pressure vs. Supply Pressure**

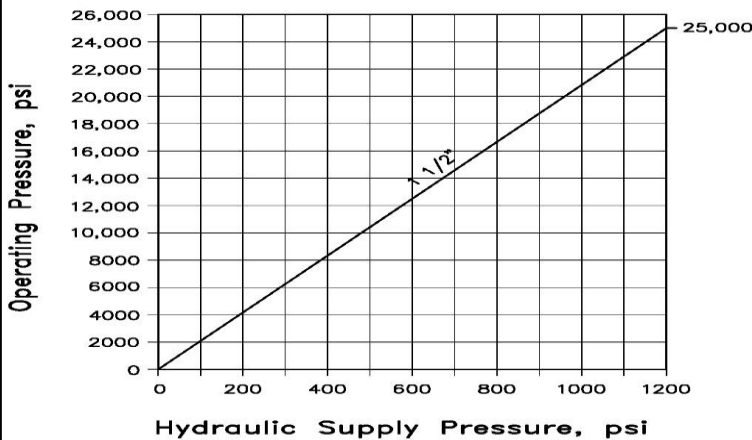
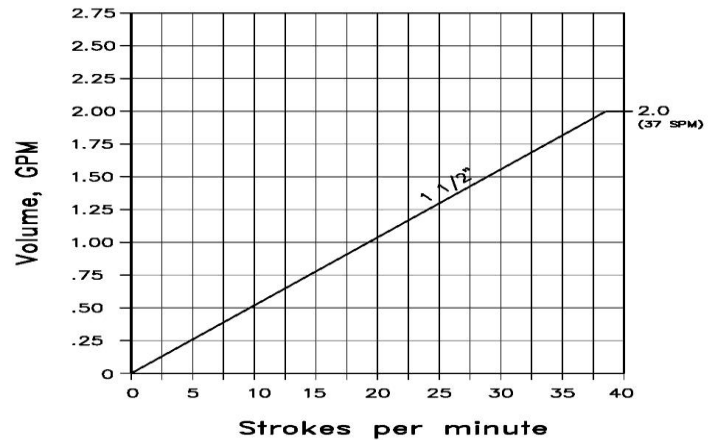


Figure 1

**Volume vs. Stroke Rate**



Volume based on 90% theoretical maximum and 15 GPM Hydraulic Supply

**Designed for Grease Seal, Wire Line Type Lubricator & Other Applications**